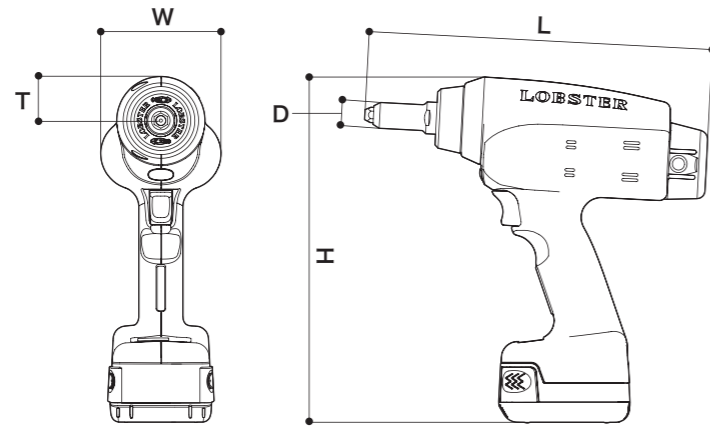


# Cordless Riveter R1B1/R1B2



## ■ Riveter Specifications ※At the time battery pack BPL1415 is installed.

Model	Overall Length (L)	Height (H)	Frame Head Diam. (D)	Width (W)	Weight	(T)	Stroke	Jaw	Compatible Rivets
R1B1	260mm (10.24")	260mm (10.24")	21.0mm (0.83")	90mm (3.54")	1.9kg (4.19lb)	33mm (1.3")	22mm (.87")	Ultra Jaws'M'	2.4mm,3.2mm,4.0mm,4.8mm, (3/32",1/8",5/32",3/16")
R1B2	268mm (10.55")	260mm (10.24")	23.0mm (0.9")	90mm (3.54")	2.0kg (4.41lb)	33mm (1.3")	22mm (.87")	Ultra Jaws'L'	4.8mm,6.4mm (3/16",1/4")※

※3.2mm (1/8") / 4.0mm (5/32") rivets can be used if optional parts are attached. ※6.4mm (1/4") stainless steel rivets cannot be used.

## ■ Package Items

Model	Package Item	Code No.	
R1B1	Riveter, battery pack (BPL1415), charger (BC0075G), special case	(230V) 8848	(120V) 8840
R1B2	Riveter, battery pack(BPL1415), charger(BC0075G), special case, nosepiece(4.8, 6.4), sole use wrench	(230V) 8906	(120V) 8902
R1B1-C	※Contact the place of purchase or your nearest "LOBSTER" dealer for the price of R1B1-C and detailed specifications.	(230V) 8876	(120V) 8872



■R1B2 accompanying items



## ■ Battery Pack Specifications

Model	Type	Voltage Rating	Capacity	Charging Time (※)		Code No.
				Full Charge	Charge for Practical Use	
BPL1415	Li-ion	14.4 V DC	1.5 Ah	60 min	45 min	8860
BPL14	Li-ion	14.4 V DC	3.0 Ah	120 min	90 min	8856

※Full charge: 0% → 100% Charge for practical use: 0% → 80%

## ■ Charger Specifications

Model	Power	Code No.	
BC0075G	100-240 V AC	(230V) 8900	(120V) 8896

Caution for secure usage Be sure to read the enclosed Instruction Manual carefully and make sure that you understand them thoroughly before using this tool.

- All dimensions are nominal and subject to tolerances.
- Specifications are subject to change without prior notice.

**LOBTEX CO.,LTD.**

International Marketing Group  
TEL+81(72)981-7466 FAX+81(72)981-9420  
12-8 Shijo-Cho,Higashi-Osaka City,Osaka 579-8053 Japan  
URL : [www.riveter.com](http://www.riveter.com) [www.lobtex.co.jp/](http://www.lobtex.co.jp/)

No.14L-2000TO-2



Cordless Riveter

**R1B1  
R1B2**

# R1B2

A high-powered riveter for today's  
high-strength blind rivets!



MADE IN  
**JAPAN**



# Innovative, yet more powerful than previous models.

the R1B2 is our newest riveter in a series of high-performance cordless riveters.

	R1B1	NEW R1B2
Compatible Rivets	2.4mm, 3.2mm, 4.0mm, 4.8mm (3/32", 1/8", 5/32", 3/16")	4.8mm, 6.4mm (3/16", 1/4")※ ※ 6.4mm(1/4") stainless steel rivet cannot be used. 3.2mm(1/8") and 4.0mm(5/32") rivets can be used if optional parts are attached.
Stroke	22mm (.87")	22mm (.87")
Number of riveting on a single charge	560※1	560※1



## R1B1/R1B2 Product Identity

### Energy-saving and environmentally friendly

Installs seven times more rivets than conventional models on a single charge. The R1B1 and R1B2 consumes only one forty-fifth of the power consumed by an air riveter thanks to a lithium-ion battery and energy-efficient power transmission system.  
(※2) This riveting tool installs 560 rivets on a single charge. (※1)

### Energy-efficient power transmission system

A ball screw that efficiently converts rotations to linear motions and a planetary gear that transmits greater torque to ensure smoother riveting.

### The smallest size and compact body in its class

Lobtex's unique motor layout provides for a more compact body with a shorter distance between trigger and riveting point which ensures ease of rivet setting and riveting process.

### High Speed Riveting


With a 1.5 second cycle time, ranks the R1B1 and R1B2 in the industry's fastest class of cordless riveters. Substantially faster than previous models, the R1B1 and R1B2 truly converts your factory "cordless". (※1)

### Functionality and aesthetic design

Designed by Product Designer Toshiyuki Kita, the R1B1 and R1B2 is easy to grip, well balanced and aesthetically functional yet, built to endure the everyday work environment.


### Handling User friendly grip lowers user fatigue after long hours of use.

The cordless design gives exceptional ease of operation. The handle is installed at an angle for positioning the tool toward the riveting point with ease. In addition, the tool's excellent weight balance causes less wrist fatigue after long hours of work. The grip-assist elastomer ensures reliable non-slippery grip for use with gloves.



**1 Mandrel Collector**  
Mandrel collector with increased capacity for improved work efficiency

The mandrel collector placed on the side allows for location of mandrel ejection port on the top of the tool. This design is effective for smoothly storing mandrels throughout the collector, resulting in an increased number of mandrels stored during work. Minimal work interruptions make riveting less frustrating.



**2 LED Spotlight**  
LED spotlight for precisely illuminating the object

Feel assured even when working in a dimly lit or narrow place. An LED spotlight illuminates the riveting area precisely.



**3 Safety Device**  
Safety device to prevent mandrels from shooting out

In a case where the mandrel collector is dislodged or not fitted properly, a safety device is actuated to interrupt the riveter power supply and disable the trigger. This feature prevents mandrels from shooting out and ensures work safety.




**4 Made in Japan Battery**  
Highly reliable Japanese-made battery

A high-capacity lithium-ion battery, made in Japan, significantly increases the amount of work done during the battery's life. The R1B1 and R1B2 installs 560 rivets on a single charge. (※1)



**5 Ejection Capability**  
Eject rivets in the event of unexpected operation stoppage

Even if the riveting tool stops working due to battery depletion with a rivet in the process of being clamped, it is possible to remove the rivet by pressing the eject button.



**6 Counter**  
Foolproof system well suited for riveting management

The R1B1 can be supplied with a digital counter (built to order). Unless each riveting cycle is complete, the counter does not advance, enabling the user to minimize overlooked work deficiencies or riveting defects and to achieve foolproof rivet number management.

NEW  
R1B2

Designed by product designer  
Toshiyuki Kita

(※1) Measurement using 4.8mm(3/16") stainless steel rivet (NST6-2). (※2) Comparison with the compressor power consumption at the time pneumatic riveter is used.



**MADE IN JAPAN tradition**

LOBTEX has been manufacturing the products for over 120years in Japan. By continuing Made in Japan tradition, we are providing products to the customers with safety and relief.

Cordless Riveter